



# Comprehensive Ultrasound Refresher Training on

## Transvaginal Ultrasound



\* GYNAE \* INFERTILITY \* OBSTETRIC upto 3 months

### BONUS GIFTS OF ULTRASOUND REFRESHER TRAINING COURSE

Learning Basic Breast Screening Scan  
Learning Upper Abdomen Screening (Liver & Kidney)  
Sensitizing Medico legal Issues related to ultrasound

Head Office : 11 GAGAN VIHAR , Near Karkari Morh Flyover Delhi – 51  
E-mail :- delhi.gynae2001@gmail.com website: www.delhigynaecologistforum.com  
Ph. No. – 01143781183 / 8826638849 / 9650511339

## FACULTY OF DGF ULTRASOUND COURSE



**Dr Jyoti Agarwal**  
Convenor & Star Faculty



**Dr Sharda Jain**  
Secretary General DGF

## GUEST FACULTY



**Dr Geetendra**






**Dr Krishan Gopal**



**Dr Jyoti Bhaskar**

# Our Star Students Photo



## LEARNING OBJECTIVE

- Who Can do : \* Gynaecologist
  - \* PG/DNB Students
  - \* Radiologist & PG Students
  - \* MBBS - Who have ultrasound centre
  - \* Nurse assisting ART centre
  - \* Doctor Embryologist in ART Centre – Assisting Doctors
- You will learn how to handle Transvaginal ultrasound in **GYNAECOLOGY / OBSTETRICS / INFERTILITY** in just 10 days

*It is an integrated refresher course teaching include*

1. Basics of Ultrasound principles
2. Setting of Ultrasound Machine (Big / Small)
3. Applied ultrasound principle
4. Trans abdominal probe handling & Ultrasound Pictures interpretation
5. Transvaginal ultrasound probe handling & organ details of pelvis
6. Sonographic landmarks in 1<sup>st</sup> Trimester TVS Scan
7. PC – PNDDT Act made simple
8. Medico legal issues related to PCPNDDT
9. Early Pregnancy failure,
10. 1<sup>st</sup> – 2<sup>nd</sup> trimester examination & landmark tips
11. Fetal anomalies – fetal biometry – fetal scan in all trimester
12. Multiple gestation & Chorionicity
13. Doppler : what obstetrician must know for
14. Basics of AFI
16. Placenta
17. IUGR & Ultrasound management tips
18. Tips & tricks of use of TVS in ART (IUI & IVF)
19. Fetal echocardiography what obstetricians must know for interpretation
20. congenital malformation picked up late or at birth : all gynae should know.

You will have a whatsapp group in a way that you can communicate with your teacher , you can ask them in any case . they stand with you during and after the end of the course

The course is available “ **ONLINE VIA GOOGLE MEET** ( High Quality HD photographs )

+ Offline (2 days) at the headquarters machine / orientating / PC PNDDT paper work with Government

*The Teacher will be*

- \* **Dr Jyoti Agarwal** (Director Ultrasound Lab at Lifecare Centre / Lifecare IVF)
- \* **Dr Sharda Jain** (Director Lifecare Centre / Lifecare IVF)

### **Co-opted Faculty**

- \* **Dr Geetendra Sharma** (M. D., LL.B. - 15 Gold Medallist Medicolegal counselor)
- \* **Dr Krishna Gopal**

# COURSE HIGHLIGHTS

Course Highlights of Ultrasound Refresher Course in Transvaginal Solography  
+++ Basic Knowledge & Skill to Gynaecologists

Days	Topic 7:30 – 9:30 am	Topic 2:00 – 6:00 any one hour
Day - 1	<p><i>Pre-assessment Questioner</i> <b>DR SHARDA JAN</b></p> <ul style="list-style-type: none"> <li>• Medical career for Lady Doctor</li> <li>• How to make Effective PPT</li> </ul> <p><b>DR JYOTI AGARWAL</b></p> <ul style="list-style-type: none"> <li>• Basic Physics &amp; Terminology Used in Ultrasound</li> <li>• Knowbology (A)</li> <li>How to use Trans Abdominal Probe (Probe Orientation )</li> </ul>	<p><b>DR SHARDA JAN</b></p> <ul style="list-style-type: none"> <li>• Safety In Ultrasound (PPT, Video)</li> <li>• Knowbology (B)</li> <li>• How to USE Trans vaginal Probe (Probe orientation)</li> </ul>
Day - 2	<p><b>DR JYOTI AGARWAL</b></p> <ul style="list-style-type: none"> <li>• Ultrasound in Gynaecology</li> <li>• How to perform a Transvaginal Ultrasound (Video 2)</li> </ul>	<p><b>DR SHARDA JAIN</b></p> <ul style="list-style-type: none"> <li>• Biophysics of USG , What makes good USD , Terminologies</li> <li>• Pelvic Scan Organ wise with clinical correlation (Gynae)</li> </ul>
Day - 3	<p><b>DR JYOTI AGARWAL</b></p> <ul style="list-style-type: none"> <li>• Obstetric Ultrasound in 1st Trimester</li> <li>• Sonography in 1<sup>st</sup> Trimester (video)</li> </ul>	<p><b>DR SHARDA JAIN</b></p> <ul style="list-style-type: none"> <li>• Liver Ultrasound</li> <li>• Gall Bladder Ultrasound</li> <li>NT Scan</li> </ul>
Day - 4	<p><b>DR SHARDA JAIN</b></p> <ul style="list-style-type: none"> <li>• PCPNDT Act ( 2 ppts)</li> <li>Medico- legal Aspect of PCPNDT</li> </ul>	<p><b>DR SHARDA JAIN</b></p> <ul style="list-style-type: none"> <li>• New MTP Act</li> <li>• New ART ACT</li> </ul>
Day - 5	<p><b>DR JYOTI AGARWAL</b></p> <ul style="list-style-type: none"> <li>• Ultrasound in Infertility</li> <li>- Antral Follicle count ovarian reserve</li> <li>- IUI /IVF – monitoring in detail</li> <li>- Sonosalpingography / Saline infusion sonography</li> <li>- ET / OPU – use of ultrasound</li> </ul>	<p><b>DR SHARDA JAIN</b></p> <ul style="list-style-type: none"> <li>• Ultrasound in ART (IUI + IVF + OHSS+ EARLY PREGNANCY, Ectopic)</li> </ul>
Day - 6	<p><b>DR. JYOTI AGARWAL</b></p> <ul style="list-style-type: none"> <li>• Ultrasound in 2nd Trimester</li> <li>• Ultrasound in Twin Pregnancy</li> </ul>	<p><b>DR SHARDA JAIN</b></p> <ul style="list-style-type: none"> <li>• Fetal Measurements, Tips and Tricks</li> <li>• Twin Pregnancy (2 VIDEOS)</li> <li>Q &amp; A Session</li> </ul>
Day - 7	<p><b>DR JYOTI AGARWAL</b></p> <ul style="list-style-type: none"> <li>• Doppler Study &amp; how to make report after Doppler Study</li> <li>• AFI : Determination , Importance</li> <li>• Placenta Grading</li> <li>• Cervical Length <u>in 2<sup>nd</sup> Trimester</u></li> <li><u>Tips For ultrasound report / PC –PNDT Act</u></li> </ul>	<p><b>DR SHARDA JAIN</b></p> <ul style="list-style-type: none"> <li>• Doppler made easy (videos)</li> <li>• AFI (video)</li> <li>• Placenta (video)</li> <li>Obstetric ultrasound Sign ( video)</li> </ul>

# COURSE HIGHLIGHTS

Days	Topic 7:30 – 9:30 am	Topic 2:00 – 6:00 any one hour
Day - 8	<b>DR SHARDA JAIN</b> <ul style="list-style-type: none"><li>• IOTA Guidelines</li><li>1 : video</li><li>3 lectures</li><li>Pre / Post- Menopausal / ovarian mass <u>IOTA</u></li></ul>	<b>DR JYOTI AGARWAL</b> <ul style="list-style-type: none"><li>• Breast Ultrasound</li><li>• Ectopic Pregnancy</li><li>• Ultrasound tips of IUGR</li><li>• Doppler Ultrasound (Repeat if you wanted)</li></ul>
Day - 9	<b>DR JYOTI AGARWAL</b> <ul style="list-style-type: none"><li>• NT Scan</li><li>• Gall Bladder &amp; biliary Tract</li><li>• Liver</li><li>• Kidney Evaluation</li><li>• Upper abdomen scan for gynaecologist : Few Tips</li><li>Question &amp; Answer_session</li></ul>	<b>DR SHARDA JAIN</b> <ul style="list-style-type: none"><li>• Endometriosis</li><li>• Fibroids</li><li>• Adenomyosis</li><li>• Troubleshooting &amp; Question &amp; Answer_session</li></ul>
Day - 10	<b>DR JYOTI AGARWAL</b> <ul style="list-style-type: none"><li>• Anomaly Scan + Second and Third Trimester Ultrasound</li><li>• Fetal Measurements, Tips and Tricks</li><li>• MTP Act 2021 and Management of Late Second &amp; 3rd Trimester Anomalies</li></ul>	<b>Feedback , written / Verbal</b> <ul style="list-style-type: none"><li>• Certificate distribution</li><li>• Post Course assessment</li></ul>

**CERTIFICATE DISTRIBUTION**

**FEEDBACK WRITTEN / VIDEO**

**Course fee : Rs 50000/-**

**Please issue a cheque/ RTGD/in favour of following details**

- 1. A/c Name : Delhi Gynaecologist Forum**
- 2. A/c No. : 0464040100000643**
- 3. IFSC CODE : JAKA0VIKAAS**
- 4. BANK NAME : Jammu & Kashmir**  
**Branch : Vikas Marg East Delhi**

**Course Administrative Incharge**

**Ms Malti 8826638849** Whatsapp same No.



# DGF Training Calendar 2023

## Diploma course in Infertility-IUI IVF\_ICSI & Embryology

43rd Batch	16th - 29th January
44rd Batch	13th-26th February
45th Batch	17th - 30th April
46th Batch	17th- 30th July
47th Batch	16th -29th October
48th Batch	11th -24th December

## CRITICAL CARE COURSE In OBSTETRICS (CCC-OBST)

ORGANISED BY DELHI GYNAE FORUM .

7th Batch	29th March 2023
8th Batch	5th July 2023
9th Batch	20th September 2023
10th Batch	6th December 2023

## A-Z OF **Advance COLPOSCOPY** & Cervical Cancer Prevention

106 Batch	JAN 14th-15th	107 Batch	FEB : 11th -12th
108 Batch	Mar :11th-12th	109 Batch	Apr : 15th-16th
110 Batch	May :13th -14th	111 Batch	June :10th -11th
112 Batch	July: 15th -16th	113 Batch	Aug : 12th -13th
114 Batch	Sept 9th -10th	115 Batch	Oct:14th- 15th
116 Batch	Nov.11th -12th	117 Batch	Dec 9th-10th

Comprehensive Ultrasound Refresher Course in  
\*TRANSVAGINAL SONOGRAPHY \\  
\*GYNAE \*INFERTILITY

38th Batch	1st to 10th Jan 2023
39th Batch	1st to 10th March 2023
40th Batch	1st to 10th may 2023
41st Batch	1st to 10th July 2022
42nd Batch	1st to 10th Sept 2023
43rd Batch	1st to 10th Nov 2023

For Detail Brochure Contact

**8826638849 (Malti)**